

Geo-Political Rivalry and Anti-Immigrant Sentiment: A Conjoint Experiment in 22 Countries

ANDREAS WIMMER *Columbia University, United States*

BART BONIKOWSKI *New York University, United States*

CHARLES CRABTREE *Dartmouth College, United States*

ZHENG FU *Columbia University, United States*

MATT GOLDER *Pennsylvania State University, United States*

KIYOTERU TSUTSUI *Stanford University, United States*


Introducing an international relations perspective into the literature on anti-immigrant attitudes, we hypothesize that immigrants from rival countries will be shunned and immigrants from allied countries preferred, especially by respondents who identify more strongly with the nation. We fielded a forced-choice conjoint experiment in 22 countries, whereby respondents chose between applicants for permanent resident status with randomized attributes. We identified rival and allied countries of origin for each surveyed country, with one such pair sharing a similar racial and cultural make-up as the majority of respondents, and one pair being more dissimilar. We find that discrimination against immigrants from rival states is so pronounced that it results in a net preference for racially and culturally dissimilar immigrants. Since we fielded the surveys amidst the Russian invasion of Ukraine, we are able to leverage exogenous changes in the intensity of one rivalry, providing further evidence for the proposed mechanism.

In many countries around the world, right-wing populists have turned against immigrants and their descendants, describing them as burdens on public welfare, illegal intruders, unfair competitors for jobs, abusers of the asylum system, or threats to national security. Who is targeted by anti-immigrant rhetoric and who is singled out as an especially problematic group varies over time and by country. Mexican and Muslim immigrants, for instance, are favorite targets of U.S. xenophobes today, while the vilification of


Japanese Americans that occurred during World War II has subsided. A large literature in the social sciences has sought to explain which immigrants are the most unwanted and vilified and why.

Two kinds of arguments dominate this literature, which we review in more detail below. Many studies suggest that the skills of individual applicants matter most, as citizens prefer well educated and younger applicants who work in high-income jobs (such as engineers and doctors) because such immigrants may benefit the national economy the most (e.g., Hainmueller and Hiscox 2010). Other researchers argue that animosity toward racial others or Muslim immigrants (in Christian-majority countries) drives xenophobia (e.g., Gorodzeisky and Semyonov 2016; Polavieja et al. 2023; Yemane 2020).

In recent years, a handful of studies have introduced a third perspective, focused on the political relations between countries of origin and the host country, rather than the characteristics of immigrants themselves. They show that refugees are more likely to be welcomed by governments with a hostile relationship to the country of origin (e.g., Moorthy and Brathwaite 2019)—such as the dissidents and refugees from Eastern Europe who found open doors in the West during the Cold War. This research focuses on government policy toward refugees, however, rather than citizen preferences for immigrants, as we do in this study. But we build on this international relations perspective to argue that when it comes to immigrants (as opposed to refugees fleeing their own governments), the relationship is turned on its head: immigrants from allied states should be preferred over immigrants from hostile states because

Corresponding author: Andreas Wimmer , Lieber Professor of Sociology and Political Philosophy, Department of Sociology, Columbia University, United States, andreas.wimmer@columbia.edu.

Bart Bonikowski , Associate Professor, Department of Sociology, New York University, United States, bonikowski@nyu.edu.

Charles Crabtree , Assistant Professor, Department of Government, Dartmouth College, United States, Charles.D.Crabtree@dartmouth.edu.

Zheng Fu , Ph.D. Student, Department of Sociology, Columbia University, United States, zf2205@columbia.edu.

Matt Golder, Professor, Department of Political Science, Pennsylvania State University, United States, mgolder@psu.edu.

Kiyoteru Tsutsui, Henri H. and Tomoye Takahashi Professor and Professor of Sociology, Department of Sociology, Stanford University, United States, teru@stanford.edu.

Andreas Wimmer and Bart Bonikowski are fellows of the group Membership, Boundaries, and Belonging of the Canadian Institute for Advanced Research.

Received: April 12, 2023; revised: December 03, 2023; accepted: May 22, 2024. First published online: August 06, 2024.

immigrants are generally perceived not as persecuted opponents *to*, but as everyday ambassadors *of* their governments (in line with He and Xie 2022).

Increasingly, the literature on preferences for immigrants uses experimental methods to identify the characteristics of immigrants that may appear, in the eyes of natives, as potentially problematic and lead to their rejection. One strand of this research relies on field experiments, for instance through labor market correspondence tests (also known as audit studies; cf. Koopmans, Veit, and Yemane 2019). A second strand uses forced-choice conjoint or vignette experiments. In the conjoint design, respondents typically have to choose between two applicants for permanent resident permits, citizenship, or refugee status (Hainmueller and Hiscox 2010; Triguero Roura 2021).

We follow the conjoint approach to test our international relations focused theory. Respondents were forced to decide between two applicants for permanent residence status, distinguished by their country of origin as well as a range of other attributes commonly used in the experimental literature to test if labor market concerns dominate preferences for individual immigrants. To disentangle preferences related to international relations from those related to perceived racial and cultural similarity, which stands at the center of the second approach in the literature, we randomly assign four countries of origin to the immigrant profiles: two countries of origin with a similar racial and cultural make-up as the majority of the survey respondents, one of which is a rival country and the other an ally (or at least a non-rival); and two countries with a racial and cultural make-up that respondents are likely to perceive as different from their own country's majority race and culture, one of which is again a rival country and the other one an ally (or non-rival).

This experiment was fielded with nationally representative samples in 22 democracies, mostly in Europe and the Americas, but also in Asia as well as South Africa. The results strongly support the geo-political rivalry argument: in each of the survey countries, immigrants from non-rival countries are strongly preferred over those from rival countries. The effect is so large that it results in a net preference for immigrants from countries with a dissimilar racial and cultural makeup than the majority of the host country. We also delve into mechanisms and show that the greater the respondents' sense of their own country's superiority (i.e., the more "chauvinist" respondents are), the stronger the international relations of their governments are mirrored in their preferences for immigrants. Similarly, members of ethno-racial majorities are more prone to the rivalry effect because they are more strongly identified with their nation compared to minority members.

Our survey happened to be fielded during the leadup to and initial days of the Russian invasion of Ukraine on February 24, 2022—two countries we had featured as a rival/ally pair in 14 of the 22 survey countries. We are thus able to employ an "unexpected event during survey design" approach (Muñoz, Falcó-Gimeno, and Hernández 2020) and examine how the ratcheting up of a geo-political rivalry, which was exogenous to our

experiment, affected respondents' attitudes toward prospective immigrants from the two countries. The analysis shows that the escalation of the rivalry to the level of a hot war strongly increased anti-rival and pro-ally bias. This encourages us to interpret the rivalry effect as causal, at least in this crucial test case, since we do not have to worry about confounders that do not vary quickly over time—such as regime type or the relative appeal of a country's pop culture. For the other cases, we interpret the results with caution since countries of origin represent bundles of characteristics from which it is difficult to precisely isolate the foreign policy component. We deal with some of the most plausible confounders in supplementary analyses.

How important is this foreign policy component for our understanding of anti-/pro-immigrant sentiments? After all, many immigrants come from countries that are either of negligible foreign policy significance for the host country or are seen as neither allies nor rivals. We can offer a rough estimate of the relative relevance of our findings based on the OECD database¹ on immigrant stocks by country of birth or citizenship. By cross-referencing this information with a recently updated dyadic dataset on geopolitical rivalries and alliances (through 2020, see Diehl, Goertz, and Gallejos 2021), we conclude that about one-third of migrants in highly developed OECD countries come from either allied or rival states. The mechanisms we document in this article thus play an important part in the overall dynamic leading to the selective rejection or acceptance of immigrants.

LITERATURE, THEORY, AND HYPOTHESES

Social scientists have long sought to understand anti-immigrant sentiment, as manifested in popular opinion as well as in political movements and party platforms. One strand of this research attempts to explain varying levels of hostility toward immigrants across countries, identifying as possible factors labor market conditions, the influence of right-wing populist parties, levels and composition of immigrant stocks and flows, global integration, the history of nation-state formation, and so on.

A second body of research is more directly relevant to the study presented here. It is not concerned with overall levels of anti-immigrant hostility but with its targets: which immigrant groups are the least wanted, most discriminated against, or perceived as the gravest threat to native interests? Indeed, many studies show that individuals do not evaluate all immigrants equally but make distinctions based on the latter's places of origin² and their individual characteristics.

¹ <https://www.oecd.org/els/mig/keystat.htm>.

² See among others Bansak, Hainmueller, and Hangartner (2016), Clayton, Ferwerda, and Horiuchi (2021), Donnalaja (2021), Fibbi et al. (2022), Findor (2022), Ford and Mellon (2020), Hainmueller and Hangartner (2013), Hainmueller and Hopkins (2015), Koopmans, Veit, and Yemane (2019), Weiss and Tulin (2021), and Wright, Levy, and Citrin (2016).

Broadly speaking, the experimental literature, on which we mainly focus here, offers three explanations for such preferences.

Racism, Cultural Distance, and Economic Competition

First, many authors argue that preference for and avoidance of specific immigrant groups are driven by racial resentment. The overwhelming majority of studies look at discrimination against non-white immigrants in white-majority countries.³ Most recently, a series of arguments have emerged suggesting that blaming China for the COVID-19 outbreak resulted in a resurgence of “anti-Asian hate” and the rejection of Asian immigrants as “forever foreigners” (Li and Nicholson 2021; but see Daniels et al. 2021).

Second and relatedly, other authors have focused on perceived cultural distance as a factor explaining preferences for or rejection of certain immigrant groups, most importantly Muslims in non-Muslim-majority countries. Most experimental studies that treat granting permanent residence permits or citizenship as the outcome report a strong and consistent anti-Muslim bias.⁴ In a German labor market correspondence test, Koopmans, Veit, and Yemane (2019) find that “objective” cultural distance (as measured through survey questions in origin countries) explains call-back rates across origin groups.

Third, most of the literature finds that the skills of individual immigrants determine their reception by natives. All studies using a conjoint experiment format (that we know of) arrive at the conclusion that highly skilled and educated immigrants, as well as those seeking work, are preferred over low-skilled immigrants and those not seeking (or not able to) work. Regarding possible mechanisms, the vast majority of studies find no evidence for labor market competition arguments (except in very specific niches, see Malhotra, Margalit, and Mo 2013) and support the idea that highly skilled immigrants are preferred because they are seen as benefitting the overall economy.⁵

³ Newman and Malhotra (2019) and Quillian et al. (2019); see also Brader, Valentino, and Suhay (2008) and Malhotra and Newman (2017); on the basis of survey data: Berg (2013), Gorodzeisky and Semyonov (2016), Polavieja et al. (2023), and Yemane (2020).

⁴ Adida, Laitin, and Valfort (2010), Adida, Lo, and Platas (2019), Bansak, Hainmueller, and Hangartner (2016), Denney and Green (2021), Donnalaja (2021), Findor (2022), Hou, Liu, and Crabtree (2020), Weiss and Tulin (2021), and Wright, Levy, and Citrin (2016, 2247). Hellwig and Sino (2017) find that the anti-Muslim sentiment is related to security fears (and not concerns about crime, for example). Helbling and Trauttmüller (2020) and Helbling, Jäger, and Trauttmüller (2022) report that anti-Muslim bias applies to religiously radical immigrants only; moderate Muslim immigrants are preferred over radical Christian immigrants. No anti-Muslim bias or inconsistent results are found in Ford and Mellon (2020) and Fraser and Cheng (2022).

⁵ See most recently Ford and Mellon (2020) and Valentino et al. (2019).

Theory and Hypotheses: International Rivalry and Political Competition

The literature has not considered a fourth possible factor that may also shape preferences for specific groups of immigrants: the global configuration of political alliances and hostilities between countries. In particular, immigrants from rival countries with whom the host country has a history of contentious and conflictual encounters are likely to be the least welcome while immigrants from allied countries may be the most welcome. Preferences for immigrant groups could thus represent a popular reflection of geopolitical relations of opposition and alliance (in line with the case study by He and Xie 2022).

This argument rests on a particular tradition in the study of public opinion formation in foreign policy, according to which the public largely follows elite cues (see for example Berinsky 2007). A recent article shows empirically for the United States that elites’ and citizens’ foreign policy preferences indeed closely mirror each other during most periods (Kertzer 2022). Based on these results, it is reasonable to assume that individuals know and care about the foreign policy relationships with allied and rival countries. Our supplementary validation survey (discussed below and in Supplementary Appendix D)⁶ confirmed that respondents’ perception of foreign policy alignments consistently mirrors those of their governments.

At the micro-level, the mechanisms translating geopolitical competition and rivalry into anti-immigrant sentiment likely include national identification and/or statistical discrimination. National identification leads respondents to see themselves as well as immigrants from specific countries as embodying their respective national communities (a form of “banal nationalism,” Billig 1995). An immigrant from Japan, for example, thus comes to represent the Japanese nation—and, importantly for our international relations argument, the Japanese state. Respondents, in turn, identify with their own country and its government, assuming an international relations perspective when evaluating immigrants hailing from different countries.

Given that most people know very little about the composition of specific immigrant streams, they make rational assumptions about the average foreign policy dispositions of immigrants, in line with the statistical discrimination approach to stereotyping (Phelps 1972). Natives thus assume that the average Japanese migrant holds similar foreign policy stances as those of the Japanese government. This reinforces preference for immigrants from allied countries over immigrants from rival countries, all else being equal, given that the dispositions of immigrants from allied countries resemble those of respondents on average and given the fear of fifth columns that often accompanies nationalist thinking (Mylonas and Radnitz 2022).

Our argument is agnostic to the relative weight of the national identification and the statistical discrimination

⁶ For all appendices, see Supplementary Material.

mechanisms as they lead to observationally equivalent outcomes. Through either or both of these two mechanisms, dislike of a foreign country's political and economic stances can spill over into dislike of the citizens of that country.⁷ Anti-Israel positions can tip into antisemitism. Anti-China sentiment can slip into Sinophobia, and so on. Note that our argument does not take the role of national media into account, which is known to amplify local concerns about immigration (Hopkins 2010). Given that news coverage about rival countries (and their citizens) is both more negative and more extensive (Hufnagel, Von Nordheim, and Müller 2023), the media are likely to amplify perceptions of rivalry and thus the rivalry effects posited by our theory.

Our perspective further implies that individuals distinguish between political refugees and immigrants when making evaluative judgments, as suggested by a long line of research.⁸ From an international relations perspective, the distinction is crucial because refugees are often opposed to the policies of their governments (otherwise the latter would not persecute the former), leading to their acceptance if they hail from a rival country, as the warm welcome of dissidents and refugees from Communist countries during the Cold War illustrates. Immigrants who leave their countries for non-political reasons, however, are more likely to hold similar foreign policy views as their government, as discussed above, leading to their rejection if hailing from a rival country and their acceptance if they come from an allied country. Note here that this argument conceives of refugees in a narrow, legal way as citizens who are persecuted by their own government. Ukrainians should thus not be evaluated as refugees in the strict sense of the term, but as migrants, because their move across the border was prompted not by repression at the hand of their own government but by a foreign military invasion.

In this study, we focus exclusively on migrants, rather than refugees. We note here, however, that our intuition is supported by recent research on the reception of refugees as noted above: governments are more willing to accept refugees from rival countries than from allied countries (Chu 2020; Jackson and Atkinson 2019; Moorthy and Brathwaite 2019) because refugees fleeing adversarial states can be regarded as allies, especially if a host country supports rebel groups operating on the rival's territory (Turkoglu 2022) or if the rival country adheres to a different political ideology (Jackson and Atkinson 2019). We are not aware of any research that explores this conjecture with regard

to the attitudes of citizens, the focus of our analysis, rather than government policy.

We derive three observable implications from our arguments about how regular citizens evaluate immigrants from different countries of origin. First and most generally, individuals should show a clear preference for immigrants from allied countries and an aversion toward immigrants from rival countries with a history of competition or conflict with the respondent's country (H1). Immigrants from neutral countries should be neither preferred nor discriminated against. Second, if the national identification mechanism operates as argued above, we expect that members of ethnic majorities will be more sensitive to international rivalries when expressing preferences for immigrants from specific countries (H2). This is because according to both social dominance theory (Pratto, Sidanius, and Levin 2006) and the in-group projection model (Mummendey, Kessler, and Mielke 1999) in social psychology, national majorities tend to identify more strongly with their country than minorities.⁹

Third, individuals who believe that their country is superior to other nations (an attitude commonly referred to as "chauvinism") may be particularly attuned to geopolitical competition and the threat it can pose to their nation's status. They are therefore likely to be more strongly opposed to immigrants from rival countries and more warmly disposed toward immigrants from allied countries than respondents with less pronounced chauvinist attitudes (H3). Note that H2 and H3 represent moderation arguments, which we test using interaction terms in the statistical models introduced later.

The logic of the overall theoretical argument is illustrated by some prominent examples from the history of the United States, including Germanophobia during World War I, anti-Japanese propaganda and persecution during World War II, or Islamophobia in the wake of the 9/11 attacks launched from Taliban-controlled Afghanistan. We discuss these and other cases briefly in Supplementary Appendix B.

THE SURVEY EXPERIMENT

We administered a survey experiment to large online samples from 22 democracies. Because the experiment was embedded in a larger collaborative survey project, the countries were not primarily chosen based on their foreign policy relationships. Rather, we focused on Western democracies supplemented with other stable democracies from around the world. This meant that we sometimes had to ask respondents about countries of immigrant origin that were less clearly identifiable as either rivals or allies than we would have wished for, a complication we discuss below in more detail. The final list of survey countries included Australia, Canada, France, Germany,

⁷ For quasi-experimental evidence of how the ratcheting up of a rivalry increases dislike of the rival country among citizens in Japan, see Igarashi (2018).

⁸ Abdelaaty and Steele (2022) and De Coninck (2020); for experimental evidence, see Bilgen et al. (2023), Czymara and Schmidt-Catran (2016), Fraser and Murakami (2022), Hager and Veit (2019), Hedegaard (2022), Hedegaard and Larsen (2022), Steele, Abdelaaty, and Than (2023), and Wyszynski, Guerra, and Bierwiazzonek (2020); but see Findor et al. (2021) and Graf et al. (2023).

⁹ For empirical support, see Elkins and Sides (2007, 697f), Hadler, Chin, and Tsutsui (2021), and Staerkle et al. (2010).

Greece, Hungary, Italy, Netherlands, Poland, Spain, Sweden, the UK, the US, Argentina, Brazil, and Peru in the Western Hemisphere, and Turkey, India, the Philippines, Japan, South Korea, and South Africa outside of it.

Experimental Design

The surveys were fielded between late February and early March 2022 via Lucid Marketplace, a popular online survey platform. Supplementary Appendix C describes how we complied with APSA's Principles for Human Subjects Research during and after fielding. To help maximize the external validity of our inferences, we used a quota-based sampling procedure, with quotas for age, gender, and education. The surveys were conducted in the national language and script. In Canada, the Philippines, and South Africa, we added a second national language and survey (French, Tagalog, and Zulu, respectively). In total, 46,549 respondents completed the survey and passed a two-part attention check (Aronow et al. 2020). The survey included sociodemographic and attitudinal questions and several randomly ordered conjoint and vignette experiments, including the one examined in this article.

To test our theoretical claims, we conducted an immigrant officer conjoint experiment adapted from Hainmueller and Hopkins (2015), which has been replicated in many different variations. We asked respondents to choose between a pair of applicants for permanent residence status with randomly assigned characteristics. The latter included variables that are relevant for labor market concerns: age, education, language competence, and profession, as well as length of residency. Each respondent was asked to make six successive choices between paired immigrants. Supplementary Appendix G illustrates the experimental setup with a screenshot from one of the surveys.

To disentangle the role of geopolitical rivalries from the perceived racial and cultural proximity to respondents, a core mechanism of an important strand of the literature discussed above, we selected four countries of origin for each survey country that varied across both race/culture and rivalry. The four countries thus included: (1) a country of origin whose majority population is likely to be perceived as racially and culturally similar by the majority of respondents and which has a non-rival relationship with the respondents' country; (2) a country with a similar perceived racial and cultural makeup but a rival relationship with the respondents' country; (3) a country with a population perceived as dissimilar in racial and cultural terms and a non-rival relationship; and (4) a country with a dissimilar racial and cultural makeup and a rival relationship. We validated our assumptions about perceived rivalries and alliances as well as perceptions of cultural and racial differences with a separately fielded representative survey in these 22 countries, conducted after the main, experimental survey had already been concluded (Supplementary Appendix D describes this validation survey). The results are discussed below.

Note that we do not measure racial distinctiveness directly, for example, by varying the skin color in images of immigrant applicants (as done by Harell et al. 2012; Helbling and Kriesi 2014; Hopkins 2015; Valentino et al. 2019), nor does our experiment include attributes related to the cultural practices and beliefs of individual immigrants (such as their religion). This is because there is little plausible skin tone or religious variation among many of the country-of-origin populations (e.g., among Japanese people), making such a research design implausible from the point of view of respondents.

Instead, we choose pairs of rival and non-rival countries in close geographic proximity to each other, such that, from the standpoint of the respondents, they plausibly resemble each other in terms of average phenotypical features and culture, language, and religion. One of these pairs was situated continents away from respondents and was not tied through past migration and ancestry with majority respondents, while the other pair was in close geographic proximity or linked through ancestral ties to majority respondents, making it very likely that the latter pair would be perceived as culturally and racially more similar. In the validation survey, outlined in Supplementary Appendix D, we checked our initial assumptions against how a nationally representative sample of respondents saw rivalry and alliance relations as well as the degree of racial and cultural similarity or difference between their countries and the hypothetical immigrant-sending countries featured in the experiment. With very few exceptions, which we note below, our initial assumptions were validated.

We acknowledge that this design cannot isolate rivalry and cultural/racial distance in an unequivocal way as there are other characteristics of countries of immigrant origin that respondents may be reacting to as well. After all, countries of origin represent bundles of attributes. We are not aware of a research design that would have allowed us to do so. Shifting to individual-level variation (for example by providing information about the foreign policy stances of individual immigrants) would have created ecological or external validity problems, since outside of the experimental context such individual characteristics are unobservable for average citizens. We discuss some of the main possible confounders (such as regime type or the humanitarian circumstances under which migrants leave their country of origin) further below.

Forced-choice experiments like our conjoint offer several advantages over both standard survey instruments and vignette experiments (cf. Denney and Green 2021). Respondents are asked in concrete terms whether they would grant permanent residency to specific individuals, rather than more abstract questions about the desirability of immigrants from particular countries. The latter approach cannot disentangle compositional characteristics of a specific migration stream in terms of profession, age, or language competence from respondents' preferences for that country of origin. The conjoint experiment allows us to do precisely that, resulting in less measurement

error¹⁰ and better mapping onto real-world behavior than observational survey questions or vignette experiments (Hainmueller, Hangartner, and Yamamoto 2015). Second, a conjoint experiment is helpful in minimizing social desirability bias since respondents' preferences for certain countries of origin are inferred from several of their choices (Horiuchi, Markovich, and Yamamoto 2022). The prompts are framed as decisions about individuals, rather than countries of origin, allowing respondents to plausibly deny that their choices are influenced by country stereotypes. This is especially important for questions that could be understood as relating to ethnic or racial prejudice (An 2015).

Countries of Origin

In choosing immigrants' countries of origin, we relied on a broad understanding of rivalry. Following Thompson (2001), rivalries represent dyads of states that "regard each other as a) competitors, b) the source of actual or latent threats that pose some possibility of becoming militarized, and c) [potential or actual] enemies" (Thompson 2001, 560). This understanding relies on perceptions, rather than government actions, and thus does not depend on the frequency of Militarized Interstate Disputes, in contrast to many other definitions. Alliances are defined by opposite features and are characterized by a shared focus on cooperation and mutual interests, as well as by trust in the peaceful and friendly nature of the relationship.

Before we describe the rivals and allies used in our experiment, it is important to note that in some cases, we had to make sub-optimal choices due to the fact that survey countries were not primarily selected with our experiment in mind and sometimes did not have clear-cut rivalries and alliances with both culturally/racially similar and dissimilar countries of origin. In a few cases, this forced us to choose countries of origin that were in a neutral or ambiguous relationship with the survey country. We discuss the specifics of these compromise choices below.

For all survey countries except Japan, we used China and Japan as rival and non-rival countries of immigrant origin with a majority non-white population and a large perceived cultural distance (in South Korea, they represented the culturally and racially more proximate pair). The rivalry between China and the West has broken into the open recently (cf. Mearsheimer 2021), while Japan remains firmly in the camp of the anti-China coalition that has emerged over the past

decade (Maizland and Cheng 2021). From the point of view of many residents outside of East Asia, the citizens of China and Japan are racially similar and equally culturally distant, as the validation survey confirmed. Political relationships with China and Japan are less clear-cut for South Africa, where the official economic and financial cooperation with China, in the framework of the increasingly formalized BRIC alliance, was heavily criticized in recent years (Lu 2021). We therefore classify this relationship as ambiguous, rather than as an instance of clear-cut rivalry. Correspondingly, the validation survey revealed that average South Africans do not see China as more hostile or friendly than Japan.

Across all our survey countries in Western Europe and Northern America, Russia has emerged as a second rival for regional and global dominance, from the autocratic turn under Putin onwards, and most openly since the annexation of Crimea in 2014 (Saad 2019). Correspondingly, the Western public now sees Russia as an enemy as much as it did during the height of the Cold War. The obvious allied country with racially and culturally similar population characteristics is Ukraine, which has been driven into an even closer alliance with the West since the 2014 Maidan Revolution. Our post-experiment validation survey confirmed these assumptions with a single exception: in Hungary, Russia is seen by average Hungarians as more friendly than Ukraine, a reflection of Victor Orbán's foreign policy stances.¹¹

For survey countries outside of Western Europe and North America (i.e., Argentina, Peru, Greece, Turkey, India, South Africa, the Philippines, South Korea, and Japan), we looked at the rivalry literature in international relations (Diehl and Goertz 2001; Dreyer and Thompson 2012; Klein, Goertz, and Diehl 2006; Thompson 2001) and analyzed existing rivalry datasets to identify suitable immigrant origin countries distinct from the Ukraine-Russia pair. We did not know in advance how active, persistent, strong, and publicly known the rivalries actually were in these countries in 2022, since no updated dataset was available when our surveys were fielded. Taking older rivalries into account was the most sensible solution, since a rivalry could leave a long-term legacy. We therefore include historical rivalries in some cases, even if those rivalries are listed as terminated in available datasets. The post-experiment validation survey, in which we asked respondents about their perception of how friendly or hostile they saw the countries of immigrant origin, allowed us to clarify which rivalries are still perceived as such in the average citizen's mind. This was the case for all but one (discussed below).

We again chose one pair of rival and non-rival countries as distant and the other as proximate in racial and cultural (including religious) terms to the majority of respondents in order not to confound rivalry with

¹⁰ Clayton et al. (2023) show that conjoint experiments come at the cost of less consistency across repeated experiments compared to survey questions repeated across waves, resulting in increased measurement error. However, it is unclear if this reflects measurement error or results from respondents' actual uncertainty about their preferences. In any case, our experimental results are largely consistent across 22 country samples for the survey experiment as well as across the 22 additional validation surveys, making it unlikely that they are systematically biased by measurement error.

¹¹ See <https://foreignpolicy.com/2022/08/03/hungary-orban-russia-conservative-politics/#:~:text=When%20he%20was%20still%20in,excessive%20dependence%20on%20Russian%20energy>.

TABLE 1. Survey Countries and Immigrant-Origin Countries

Survey country	Rival 1	Rival 2	Non-rival 1	Non-rival 2	Similar racial/cultural make-up	Sources for rivalries
Argentina	China	UK	Japan	Ireland	UK, Ireland	Thies 2005
Australia	China	Russia	Japan	Ukraine	Russia, Ukraine	See main text
Brazil	China	Russia	Japan	Ukraine	Russia, Ukraine	See main text
Canada	China	Russia	Japan	Ukraine	Russia, Ukraine	See main text
France	China	Russia	Japan	Ukraine	Russia, Ukraine	See main text
Germany	China	Russia	Japan	Ukraine	Russia, Ukraine	See main text
Greece	China	Turkey	Japan	Jordan	Turkey, Jordan	Klein, Goertz, and Diehl 2006; Maoz and Mor 2002
Hungary	China	Russia*	Japan	Ukraine	Russia, Ukraine	See main text
India	China	Pakistan	Japan	Turkey	Pakistan, Turkey**	Klein, Goertz, and Diehl 2006; Maoz and Mor 2002
Italy	China	Russia	Japan	Ukraine	Russia, Ukraine	See main text
Japan	China	Russia	Taiwan	Ukraine	Taiwan, China	See main text
Netherlands	China	Russia	Japan	Ukraine	Russia, Ukraine	See main text
Peru	China	Ecuador*	Japan	Paraguay	Ecuador, Paraguay	Klein, Goertz, and Diehl 2006; Thies 2005
Philippines	China	Libya	Japan	Indonesia	Libya**, Indonesia	For Libyan support of Moro separatists, see Abuza 2005
Poland	China	Russia	Japan	Ukraine	Russia, Ukraine	See main text
South Korea	China	Australia	Japan	USA	Japan, China	See main text
South Africa	China*	Zimbabwe	Japan	Angola	Zimbabwe, Angola	Lande 2017
Spain	China	Russia	Japan	Ukraine	Russia, Ukraine	See main text
Sweden	China	Russia	Japan	Ukraine	Russia, Ukraine	See main text
Turkey	China	Greece	Japan	Serbia	Greece, Serbia**	Klein, Goertz, and Diehl 2006; Maoz and Mor 2002
UK	China	Russia	Japan	Ukraine	Russia, Ukraine	See main text
US	China	Russia	Japan	Ukraine	Russia, Ukraine	See main text

Note: *The validation survey did not indicate that the assumed rival was perceived as more hostile, on average, by respondents; **the validation survey did not indicate that the population was perceived as more similar in cultural and racial terms on average, by respondents; in the case of Libyans in the Philippines, and Serbians in Turkey, only the perception of racial, but not cultural proximity diverged from our assumptions (see Supplementary Table D1).

perceived racial and/or cultural distance. We deviated from this principle in the Philippines, Greece, India, and Turkey, where we chose pairs of countries that differed significantly in terms of religion and that, in the case of the Philippines and India, were also racially dissimilar from the majority population. This deviation allowed us to choose a meaningful second rival (Libya for the Philippines, Turkey for Greece, Pakistan for India, and Greece for Turkey). The post-experiment validation survey revealed that in the case of Turkey, India, and the Philippines, racial or religious difference sometimes trumped, in the eyes of the survey respondents, other considerations of similarity, making these choices of countries of immigrant origin less than ideal for our purpose (see Supplementary Table D1 for details).

Conversely, we also had to make some compromise choices regarding allies and rivals in order to maintain strict selection rules regarding racial/cultural similarity and difference. For South Korea, we chose Australia as a second culturally and racially distant country of origin besides the allied United States, knowing that the relationship between South Korea and Australia is best

described as one of mutual neglect, rather than rivalry (Robertson 2021; Robertson and Gerszberg 2021). Still, the validation survey (for details see Supplementary Appendix D) showed that South Koreans see the United States government as more friendly than that of Australia—but none of them as hostile. Relationships with Japan are ambiguous as well, torn between legacies of the colonial past and the shared security interests vis-à-vis China (Park 2008), which have become increasingly important over time.¹² Correspondingly, the validation survey showed that China is seen by South Koreans as more hostile than Japan.

Table 1 classifies the countries of origin based on their rival and non-rival status as well as their perceived racial/cultural similarity and dissimilarity. We mark with a single asterisk those cases (3/88) for which our validation survey did not produce clear differences in the perception of friendliness/hostility between assumed rival and

¹² See <https://www.usip.org/publications/2023/03/whats-behind-japan-and-south-koreas-latest-attempt-mend-ties>.

assumed non-rival countries. Countries of immigrant origin with two asterisks are those for which our assumptions about perceived racial/cultural distance were not validated by the survey (also 3/88). For 82/88 pairs (or 93%), our assumptions were therefore validated. In Supplementary Figures A6a–c, we successfully replicate the main results without responses from survey countries where either of the two assumptions was not confirmed.

Analytic Strategy

We present the results of the forced choice experiment using marginal means. We prefer them to average marginal component effects (AMCEs) because they are more appropriate for comparing preferences across subgroups of respondents (such as different survey countries) (Leeper, Hobolt, and Tilley 2020), which we do below. Since marginal means are not dependent on the choice of a reference category, we are also able to compare their magnitude across immigrants' countries of origin and other attributes. As a reminder, since the experiment was fully randomized and the assignment of conjoint attributes balanced across respondents of each survey country, we do not present results with respondent-level covariates.

By coincidence, the online survey experiment was launched a couple of days before Russia invaded Ukraine on February 24, 2022, and remained in the field for a few days afterward, allowing us to conduct an over-time analysis of responses for those survey countries where Ukraine and Russia were chosen as countries of immigrant origin. Building on the assumption that the *timing* of Putin's declaration was as-if-random within the temporal window of our survey, we leverage this event to help us identify the causal effect of rivalry and alliance on preferences for immigrants. This effect would normally be difficult to estimate, since many countries of immigrant origin differ not only in the degree of rivalry with the survey country, but in many other, unobserved ways as well. We discuss sample balance issues as well as the possible role of humanitarian concerns for Ukrainians, which may confound the change in the intensity of the alliance, in the corresponding section below. With respect to other rival/ally pairs outside of the analysis of Russia and Ukraine, we will also attend to regime type as another possible confounder.

RESULTS

Geopolitical Rivalry and Perceived Racial/Cultural Difference

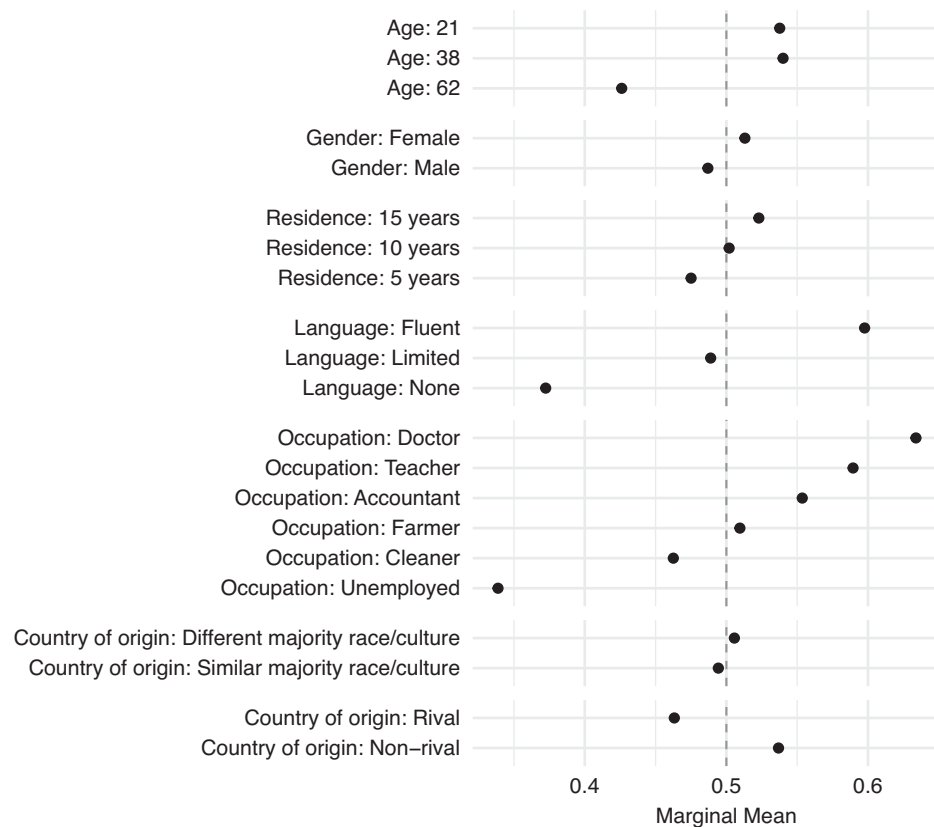
We start with the main results based on a pooled sample of all survey countries. Results by survey country will be discussed in later sections. We first present estimates for rivalry and perceived racial/cultural proximity as two separate attributes. The *x*-axis in Figure 1 represents marginal means, that is, the probability that an immigrant with certain attributes will be chosen by

respondents, with higher values indicating a higher chance of acceptance. The vertical dotted line represents the absence of an experimental effect: that is, on average, an equal probability of acceptance or rejection. Confidence intervals overlapping with this line indicate that the corresponding attribute does not influence respondents' choice at the conventional, two-tailed significance level of $p < 0.05$.¹³ Note that the confidence intervals are too small to be visible due to the large sample size.

Figure 1 provides the full set of immigrant attributes that we experimentally varied, thus offering comparisons for effect sizes. The four attributes listed at the bottom of Figure 1 provide strong support for the first hypothesis: the probability that an immigrant from a rival country is granted permanent resident status is 7.6 percentage points lower compared to an immigrant from a non-rival country. As we will see in a moment, the antipathy toward certain rivals and the sympathy for certain non-rivals is so strong that there is a net preference for country of origins with a larger perceived racial/cultural distance—the opposite of what important strands in the literature would expect. According to Figure 1, immigrants who are perceived as culturally and racially similar are 1.2 percentage points *less* likely to receive permanent resident status compared to immigrants who are perceived as racially and culturally more distant. How do these effect sizes compare to those of other often-studied attributes? The effects of rivalry are smaller than those of unemployment status or language proficiency, as Table 1 shows, but larger than the length of residency and gender. We will come back to the question of effect sizes further below.

To what extent are these results an artifact of our choice of rival and non-rival countries, in particular of the frequently used China–Japan as well as Russia–Ukraine pairing? Regarding the latter, the results are similar for the subsample of respondents (from 8 of the 22 countries surveyed) who did *not* choose between Ukrainians and Russians (see Supplementary Figure A1). In other words, the results presented in Figure 1 are not dependent on the strong anti-Russian sentiment generated by the war in Ukraine. How about the specific nature of the China–Japan comparison? We cannot directly investigate the possibility that the heterophilia effect is influenced by the pro-Japanese sympathy that we find in all countries except in South Africa, because Japan appears as a country of origin in all but the Japanese surveys. But we note here that respondents in Japan and South Korea also preferred dissimilar (specifically: American and Australian) immigrants over those from East Asia, thus contributing to the overall pattern.

¹³ Note that marginal means do not depend on a comparison category. To arrive at a treatment effect of foreign policy alignments as a whole, we thus refer to the difference between the estimated probabilities of acceptance of an immigrant from a rival country and an immigrant from an allied country.

FIGURE 1. Effects of Rivalry and Perceived Racial/Cultural Similarity on the Probability of Being Granted Permanent Resident Status

Note: Plotted points are marginal means. Bars denote 95% confidence intervals (two-tailed). Standard errors are clustered by the respondent. For tabular results, see the APSR Dataverse repository, Full Model Results Tables, Table I.

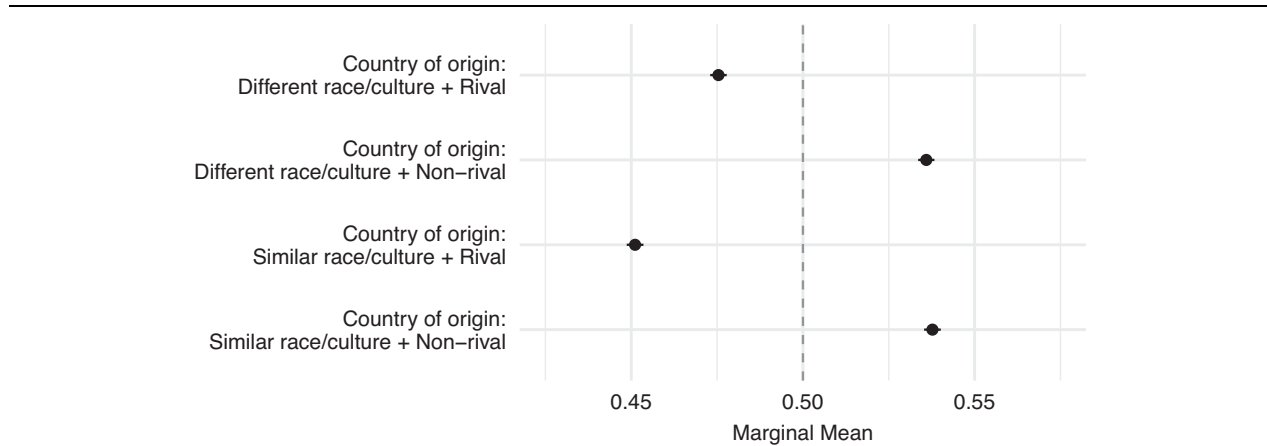
To further disentangle rivalry from perceived racial and cultural similarity and to examine what is driving the preference for dissimilar immigrants, we interact racial and cultural similarity with rivalry, thus distinguishing between rivals of dissimilar racial and cultural backgrounds, non-rivals with dissimilar backgrounds, rivals with similar backgrounds, and non-rivals with similar backgrounds. The results are visualized in Figure 2.

Clearly, the association between rivalry and receiving permanent residence status is pronounced for immigrants from both similar and dissimilar racial and cultural backgrounds, but it is stronger for the racially and culturally similar rivals. This indicates a stronger aversion against Russian immigrants compared to Chinese immigrants in the 14 Western countries that were offered this choice, as well as a strong anti-Chinese sentiment in South Korea and Japan. It is plausible that both are due to the high intensity of the rivalry in question: a full-scale war in Ukraine in the case of the West, and the spatial proximity to a rising and increasingly assertive China in the case of Japan and Korea. Indeed, the validation survey revealed that Russia is perceived in Europe and North America (with the exception of

Hungary) as far more hostile, on average, than China, while the opposite is the case in Japan and Korea. We explore and support this interpretation in more detail in Supplementary Appendix E.

To further disentangle cultural/racial proximity from rivalry, we can also point to auxiliary analyses of the validation survey (described in Supplementary Appendix D). We asked respondents about how different/similar they perceived the culture and the race of the population of the countries of immigrant origin—offering a continuous rather than a dichotomous coding of this variable. To measure rivalry at the level of citizen perceptions, we asked how friendly or hostile (on a 5-point scale) respondents perceived the government of the countries of immigrant origin. Mirroring the outcome variable in the experiment, we asked how likely respondents would admit applicants for a permanent work visa from these countries. As Supplementary Figure A2 shows, perceived degrees of rivalry trump perceptions of racial or cultural proximity by far.

Moving on to a discussion of possible confounders, how confident should we be that these effects should be attributed to rivalry, rather than to regime differences between survey and origin countries? More

FIGURE 2. Interaction Effects of Rivalry Status and Perceived Racial/Cultural Similarity on the Probability of Being Granted Permanent Residence Status

Note: Plotted points are marginal means. Bars denote 95% confidence intervals. Standard errors are clustered by the respondent. Other conjoint attributes are omitted from the plot. For tabular results, see the APSR Dataverse repository, Full Model Results Tables, Table II.

specifically, do respondents dislike Chinese and Russian immigrants because their countries of origin are foreign policy rivals or because they are autocracies? Indeed, the average 2022 electoral democracy score from the V-Dem dataset (which ranges from 0 to 1; see Coppedge et al. 2020) is 0.73 for survey countries (being a democracy was a sample selection criterion) and 0.63 for allied countries of immigrant origin, whereas it is only 0.2 for rival countries of immigrant origin (China at 0.075 brings down that mean). These differences reflect the fact that all-democratic dyads are less likely to develop rivalries in the first place compared to mixed dyads or autocracy-autocracy dyads (Conrad and Souva 2011; Hensel, Goertz, and Diehl 2000).

Still, we can disentangle rivalry from regime type differences, taking advantage of the full range of variation in our data. To that end, we regressed the marginal mean values for each country of immigrant origin generated by the survey experiments on a rival-ally dummy and on differences in the democracy scores between each survey country and country of immigrant origin (again relying on the V-Dem dataset). The results of this dyadic analysis with 88 observations indicate that regime difference is not significantly associated with the marginal means of immigrant preference (beta = -0.068; $p = 0.416$), whereas a rival geopolitical relationship clearly is (beta = -0.752; $p = 0.000$).

Over-Time Analysis of the Preference for Ukrainian Immigrants and Rejection of Russian Immigrants

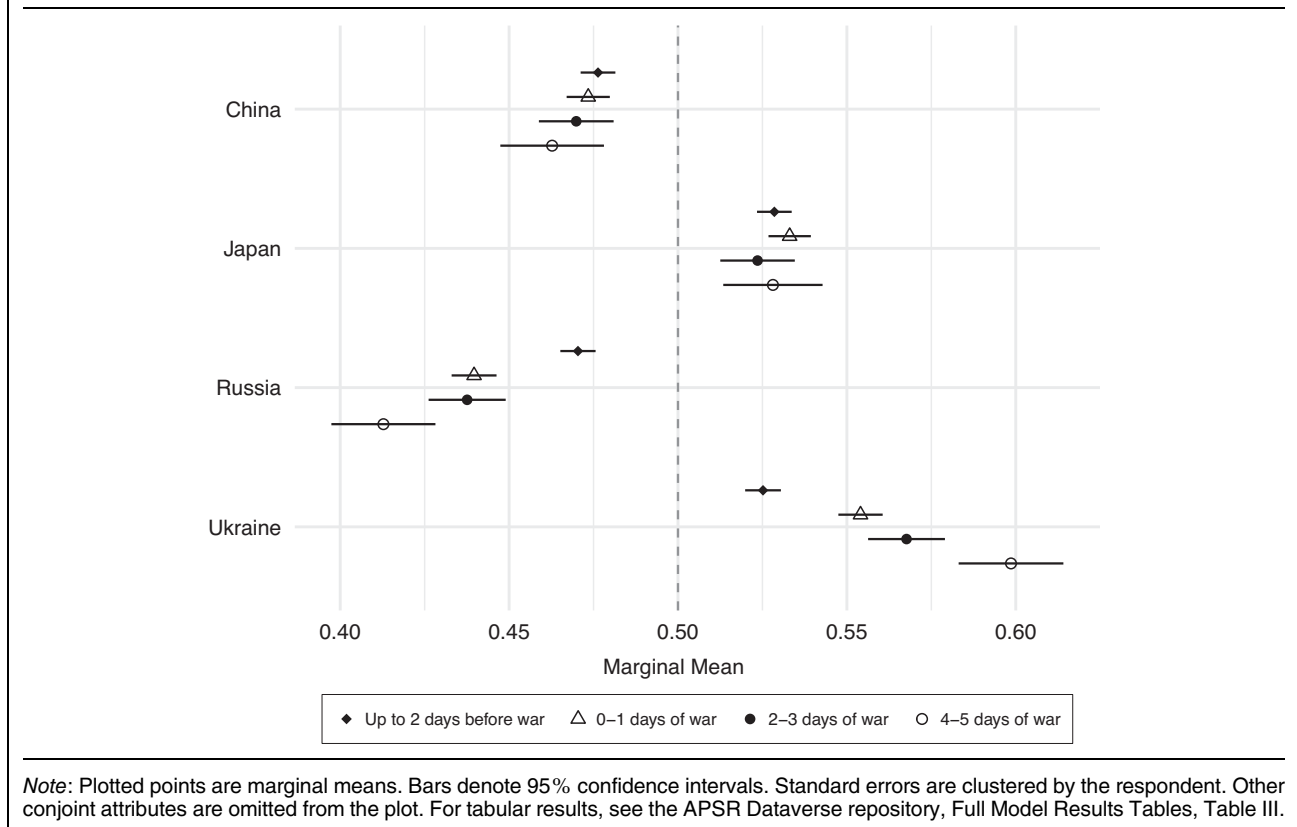
A more direct way to isolate the international relations dimension from other attributes of the countries of immigrant origin is to identify cases where levels of rivalry/alliance change dramatically over time, while other attributes, including regime type, remain constant. As mentioned earlier, the survey experiment

was fielded both prior to and after Russia's invasion of Ukraine on February 24, 2022. The Russian aggression represents an unexpected exogenous shock within the duration of our survey.

We can therefore use the “unexpected event during survey design” (UESD) (Muñoz, Falcó-Gimeno, and Hernández 2020), whose validity rests on several assumptions: excludability (that only the event in question affects the outcome variable); ignorability (that the pre- and post-event samples do not vary systematically); compliance (that respondents in the post-event sample are actually aware of the event); and lack of post-treatment bias (that the event does not affect survey responses to covariates and moderators other than the outcome of interest). We only view ignorability bias as a serious challenge for our design, to be discussed below together with humanitarian concerns as a possible alternative causal channel.

For the main analysis, we chose survey countries that contained the Ukraine-Russia pair and that had daily responses both before the war and for every post-war day until day 5. This generates a sample with about 23,000 respondents from Europe and the United States. Since daily sample sizes are small for many countries, we aggregate responses into two-day periods to arrive at sufficiently precise estimates for each period.

Figure 3 shows an increasing pro-Ukraine preference and a growing anti-Russian antipathy over time. The pro-Ukraine effect is especially pronounced, increasing from a 0.53 probability of being offered permanent residency status to nearly 0.6 over the course of a week. The alliance effect thus mirrors in magnitude the effect of the rivalry status, as was already the case in Figure 2. Note that initially, before the outbreak of the war, respondents did not express a preference for Ukrainian over Japanese or for Chinese over Russian immigrants, but in the aftermath of the invasion, these preferences increasingly diverged. Note also that according to Figure 3, the anti-Chinese

FIGURE 3. Preference for Russian and Ukrainian Immigrants Before and After the Russian Invasion

preferences are not significantly affected by the war, thus offering a placebo test that further supports the rivalry hypothesis.

Coming back to the question of effect sizes, the rejection of Russians and the preference for Ukrainians after the war broke out (and the rejection of Chinese in both Japan and South Korea, see Supplementary Figure A3) exceed the magnitude of all individual attributes—with the exception of being a doctor or of being unemployed or lacking any language skills. This reflects the widespread sympathy toward Ukrainians and the generous welcome they received upon migration to Western and Eastern Europe after the outbreak of the war, irrespective of other desirable attributes of migrants such as profession or language skills. In other words, the rivalry effect varies with the intensity of the rivalry/alliance (see also Supplementary Appendix E) and is thus particularly pronounced in extreme cases such as during the Ukraine war or the threat posed by China to its neighbors in East Asia—and presumably during the Cold War, the Vietnam War, and other such intense historical conflicts.

This over-time experimental evidence demonstrates that the country-of-origin effect for the same two countries changes as the intensity of rivalry/alliance increases, while other country-of-origin characteristics, including regime type, the appeal of Ukrainian or Russian popular culture, or the frequency and

nature of respondents' previous encounters with Ukrainians or Russians all remain constant. We note here that Bansak, Hainmueller, and Hangartner (2023) also find that Ukrainian refugees are far more welcome in 2022 than they were in their previous experimental study with an identical design conducted in 2016.

We do, however, have to be concerned about ignorability, one of the conditions for a valuable UESD mentioned above. We observe some imbalance in the sample composition before and after the invasion of Ukraine, particularly on demographic variables associated with immigration preferences. To address these concerns, we used optimal matching to balance the samples on observables and then reran the conjoint analysis on the matched sample. The results, illustrated in Supplementary Figure A4, are consistent with the main findings reported above.

Another objection relates to a possible alternative causal channel linking the war to immigrant preferences. Could it be that Ukrainians were increasingly preferred by our respondents because they felt sympathy for people who had to flee from an unprovoked and violent military assault, independent of the intensifying alliance with Ukraine? First and as shown in Figure 3, the penalty for Russian immigrants increases steadily over the days before and after the invasion, which clearly cannot be attributed to a decrease in humanitarian concerns for Russians. Second, we can rely on

other data to see if humanitarian concerns systematically influence the reception of refugees, for which such concerns are obviously of greater relevance compared to immigrants. Indeed, refugees who were personally tortured or otherwise persecuted were preferred over other immigrants in prior experimental research (e.g., Bansak, Hainmueller, and Hangartner 2016; 2023). It is unclear, however, what to expect at the aggregate country-of-origin level, where other considerations (including foreign policy relations with the respondent's country) come into play as well (cf. Moise, Denison, and Kriesi 2023).

To explore the possible role of humanitarian concerns, we relied on the results of two conjoint experiments, one from 2015 (Bansak, Hainmueller, and Hangartner 2016) with European respondents and one from 2019 with U.S. respondents (Steele, Abde-laaty, and Than 2023). They both calculate preferences for refugees from different countries of origin, net of other applicant characteristics. We use the relative rank of each country of origin as a dependent variable and regress it on two indicators of the degree of civilian victimization in that country: the average annual death count of civilians in the years before the survey and the level of state terror against citizens during the year of the survey. The results, shown in Supplementary Figure A5, suggest that refugees from countries of origin with a greater degree of civilian victimization are not systematically preferred by Western respondents. We therefore do not think that escalating humanitarian concerns after Russia's invasion of Ukraine sufficiently confound the observed rivalry/alliance effects to undermine our interpretation of the results.

Results by Individual Survey Country

Next, we analyze the results by survey country. For ease of interpretation, Table 2 provides a summary of the findings. The corresponding plots can be found in Supplementary Figure A3. The foreign policy effects are clear-cut: in all 22 survey countries, immigrants from non-rival or allied countries are viewed significantly more positively than immigrants from rival countries. If we look at each pair of countries of origin separately, however, there are four pairs (out of a total of 44) that do not produce a clear preference for non-rivals.

How do we interpret these exceptions—setting aside the possibility of Type II error? In the case of Australia and the United States as countries of immigrant origin in the Korean survey, the results are not surprising, as we chose Australia on the basis of its perceived cultural and racial dissimilarity knowing that it was not a rival, but maintained a relationship of mutual neglect with South Korea, as discussed above.¹⁴ We are also not surprised by the case of Paraguay versus Ecuador in

Peru, because the intense territorial rivalry between Peru and Ecuador concluded more than 20 years ago with the 1998 peace agreement (Schenoni et al. 2020), and correspondingly, the validation survey came back showing that average Peruvians do not distinguish between Ecuador and Paraguay (the non-rival) in terms of perceived friendliness/hostility. In the case of South Africa¹⁵ and Turkey,¹⁶ upon further reflection and with the benefit of hindsight, our choice of one of the two rival or non-rival countries, respectively, turned out to be less than optimal.

To verify whether our results are robust to the exclusion of all survey countries for which our assumptions about foreign policy relationships or the perceived cultural and racial distance were not validated by the supplementary survey, we re-ran the main analyses presented above on a reduced sample. As is shown in Supplementary Figure A6a–c, the results are largely unchanged and all our hypotheses are supported.¹⁷

Moderation by Degree of National Identification

We are now ready to explore the second and third hypotheses, which regard treatment heterogeneity: the rivalry effect should be moderated by respondents' majority or minority status as well as by their belief in the superiority of their country. Note that these moderation analyses should not be interpreted in causal terms as we do not know what other (observed or unobserved) respondent characteristics correlated with chauvinism or minority status could drive the observed effects.

Figure 4 explores the hypothesis that majorities react more to the foreign policy relationships with origin countries than do minorities. We included in each survey country-specific questions, often drawn from national censuses, that measured respondents' membership in linguistic, religious, racial, or other ancestry-based minority groups. Figure 4 shows that the rivalry effect is considerably stronger for members of national majorities. But the rivalry effect is still pronounced for minorities as well. Note also that minorities and majorities do not react to racial or cultural proximity of potential immigrants in different ways, as one would

¹⁴ South Koreans prefer Americans over Australian immigrants, as the point estimates indicate, but the difference is not statistically significant. As noted above, the validation survey revealed that the American government is seen as slightly more friendly than the Australian government.

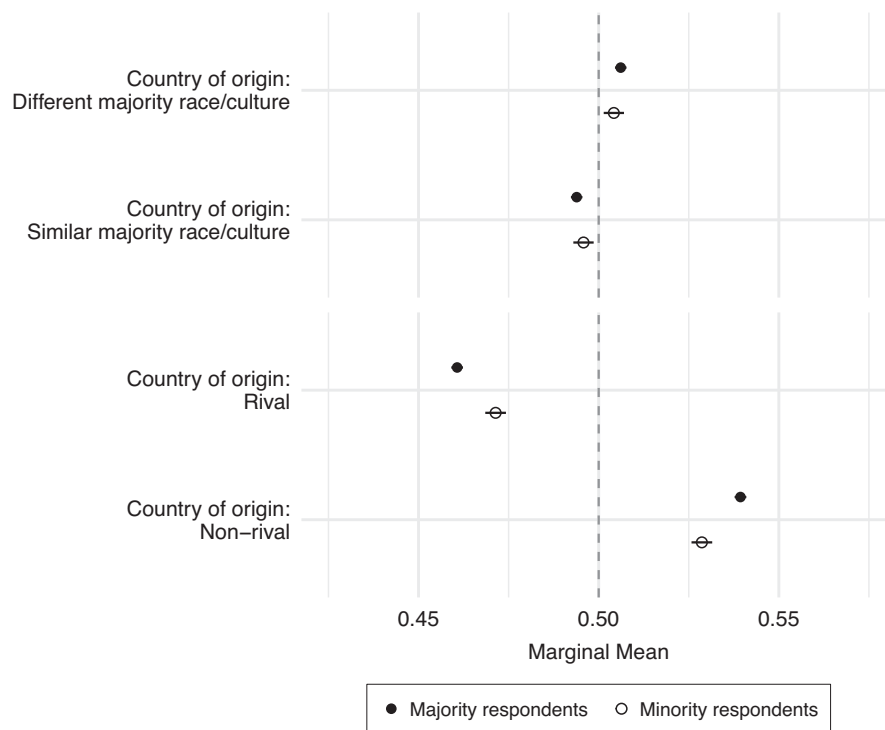
¹⁵ Nigeria would have perhaps been a more appropriate choice for a contemporary rival country (Olanrewaju and Nwozor 2022) even though our validation survey revealed some lingering effects of the rivalry with Zimbabwe.

¹⁶ The estimates point in the right direction, but the difference between Serbian and Greek immigrants is not statistically significant. Serbia may well be associated, in the eyes of the Turkish public, with the genocidal wars against (Muslim) Bosniaks during the Bosnian wars, as well as the oppression of and war against (Muslim) Kosovars three years later. Romania would have been a much better choice for a similar race/culture non-rival country.

¹⁷ The only substantial difference is that in the reduced sample of survey countries, there is now a slight preference for immigrants from non-rival countries with a culturally/racially more similar population. The more pronounced preference for immigrants from rival countries with a more dissimilar population remains.

TABLE 2. Summary of Results by Survey Country

Survey country	Dissimilar perceived racial and cultural background		Similar perceived racial and cultural background		Results	
	Non-rival	Rival	Rival	Non-Rival	Rivalry	Racial/cultural dissimilarity
Argentina	Japan	China	United Kingdom	Ireland	Preference for both non-rivals	Preference for the UK over China
Australia	Japan	China	Russia	Ukraine	Preference for both non-rivals	No preferences
Brazil	Japan	China	Russia	Ukraine	Preference for both non-rivals	Preference for China over Russia
Canada	Japan	China	Russia	Ukraine	Preference for both non-rivals	No preferences
France	Japan	China	Russia	Ukraine	Preference for both non-rivals	Preference for China over Russia, Ukraine over Japan
Germany	Japan	China	Russia	Ukraine	Preference for both non-rivals	Preference for Ukraine over Japan
Greece	Japan	China	Turkey	Jordan	Preference for both non-rivals	Preference for China over Turkey, Japan over Jordan
Hungary	Japan	China	Russia	Ukraine	Preference for both non-rivals	Preference for Japan over Ukraine
India	Japan	China	Pakistan	Turkey	Preference for both non-rivals	Preference for China over Pakistan, Japan over Turkey
Italy	Japan	China	Russia	Ukraine	Preference for both non-rivals	No preferences
Japan	Ukraine	Russia	China	Taiwan	Preference for both non-rivals	Preference for Russia over China, Taiwan over Ukraine
Netherlands	Japan	China	Russia	Ukraine	Preference for both non-rivals	Preference for China over Russia
Peru	Japan	China	Ecuador	Paraguay	Only partial preference for non-rivals: Paraguay not preferred over Ecuador	Preference for Japan over Ecuador
Philippines	Japan	China	Libya	Indonesia	Preference for both non-rivals	Preference for Japan over Indonesia
Poland	Japan	China	Russia	Ukraine	Preference for both non-rivals	Preference for China over Russia, Ukraine over Japan
South Korea	USA	Australia	China	Japan	Only partial preference for non-rivals: USA not preferred over Australia	Preference for Australia over China, USA over Japan
South Africa	Japan	China	Zimbabwe	Angola	Only partial preference for non-rivals: Angola not preferred over Zimbabwe	Preference for Zimbabwe over China
Spain	Japan	China	Russia	Ukraine	Preference for both non-rivals	Preference for China over Russia
Sweden	Japan	China	Russia	Ukraine	Preference for both non-rivals	Preference for China over Russia
Turkey	Japan	China	Greece	Serbia	Only partial preference for non-rivals: Serbia not preferred over Greece	Preference for China over Greece, Japan over Serbia
UK	Japan	China	Russia	Ukraine	Preference for both non-rivals	Preference for China over Russia
USA	Japan	China	Russia	Ukraine	Preference for both non-rivals	Preference for China over Russia, Ukraine over Japan

FIGURE 4. Effects of Rivalry and Racial/Cultural Similarity by Respondents' Majority Status

Note: Plotted points are marginal means. Bars denote 95% confidence intervals. Standard errors are clustered by the respondent. Other conjoint attributes are omitted from the plot. For tabular results, see the APSR Dataverse repository, Full Model Results Tables, Table IV.

expect if these considerations would drive overall responses.

The third hypothesis maintains that the rivalry effect is stronger for respondents who view their own country as superior to all other countries. Figure 5 shows exactly this. To determine whether this is the consequence of the Ukrainian war taking place in Europe, where most of the respondents lived who had to choose between Ukrainian and Russian immigrants, we carried out a further robustness analysis limited to the subsample of respondents who were presented with different rival pairs. The results are again broadly similar, as Supplementary Figures A7 and A8 show.

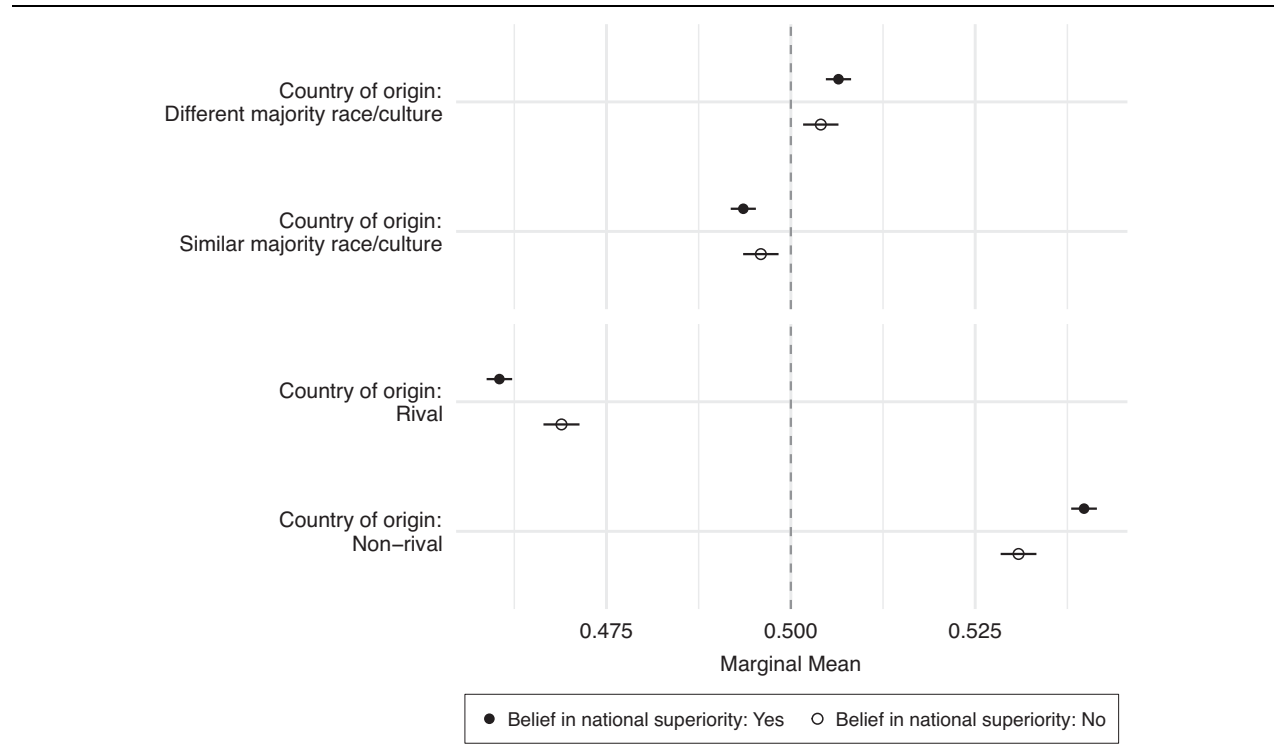
CONCLUSION

This article introduced a novel international relations argument into the literature on anti-immigrant sentiment. In addition to the racial, cultural, or labor-market characteristics of immigrants, the exclusive focus of the existing literature, we argue that the political relationship between origin and destination countries influences how migrants are perceived and evaluated. Drawing on the rivalry literature in international relations, we showed that immigrants from countries with a contentious and conflictual relationship with respondents' countries are less welcome than those hailing

from allied countries. The preference for immigrants from allied countries and the discrimination against those from rival countries trumps considerations of racial and cultural similarity, at least in this sample and with our choice of countries of immigrant origin.

In the specific empirical set-up of our study, aversion against Russian immigrants in Western Europe and against Chinese immigrants in East Asia produces a net preference for immigrants of dissimilar racial and cultural backgrounds. A more detailed analysis of the data by survey country (see Supplementary Appendix E) showed that there is little evidence of a broad anti-Asian or a more specific Sinophobic bias beyond the rivalry effects. This conclusion holds across survey countries, continents, and origin countries.

Some limitations of our approach have been noted. Since all surveys contained a choice between Chinese and Japanese immigrants, we do not know the extent to which the specificity of an apparently widespread Japaphilia drives the results regarding the net preference for racially and culturally dissimilar immigrants. We also were not able to identify clear-cut rival and non-rival pairs from racially and culturally dissimilar/similar origins for all the 22 survey countries. Moving beyond these limitations would demand a larger sample of survey countries, a more precise and up-to-date measurement of rivalry, and a larger choice set of immigrant origins for respondents to choose from.

FIGURE 5. Effects of Rivalry and Racial/Cultural Similarity by Respondents' Perceptions of National Superiority

Note: Plotted points are marginal means. Bars denote 95% confidence intervals. Standard errors are clustered by the respondent. Other conjoint attributes are omitted from the plot. For tabular results, see the APSR Dataverse repository, Full Model Results Tables, Table V.

Another note of caution concerns the generalizability of our findings. First, we do not know if rivalry would matter more than racial or cultural preferences if we had included other non-white immigrants besides East Asians in our design. Similarly, our findings have little to say about the widespread evidence of anti-Muslim bias in Western countries—itsself a consequence, our theory would suggest, of decades of violent conflict and wars between Western powers on the one hand and states (such as Afghanistan, Iran, or ISIS) and political movements (such as the Taliban or al Qaida) associated with radical Islam on the other hand. Future work would do well to investigate these possibilities by including survey countries that are involved in rivalries and alliances with Muslim-majority countries as well as non-white and non-Asian-majority countries.

Our study has larger implications for the study of anti-immigrant sentiment. It shows the importance of going beyond the preoccupation with the individual background characteristics of migrants and embedding the study of xenophobia within the global context of political competition and alliances between countries. This obviously does not preclude the possibility that racial animus or Islamophobia may develop independently or in tandem with these global political forces. Delving deeper into these questions would demand a different research design where racial and cultural features (such as religion) can plausibly vary among immigrants from the same country of origin.

SUPPLEMENTARY MATERIAL

To view supplementary material for this article, please visit <http://doi.org/10.1017/S0003055424000753>.

DATA AVAILABILITY STATEMENT

Research documentation and data that support the findings of this study are openly available at the American Political Science Review Dataverse: <https://doi.org/10.7910/DVN/ZZYSIZ>. The experimental design, hypotheses, and primary analytical strategies were pre-registered at <https://osf.io/kh2ft> (see Supplementary Appendix F).

ACKNOWLEDGMENTS

We thank Duy Trinh from Princeton University for data cleaning and preparation. We gratefully acknowledge funding support from the Tokyo Foundation for the main experimental survey and from the Canadian Institute for Advanced Research for the supplementary survey.

AUTHOR CONTRIBUTIONS

A.W. and Z.F. conceived of the project and A.W. led its design and execution, including writing the article.

Z.F. did the initial analyses. B.B. contributed to the project's conceptualization and writing and produced the final figures. C.C. led the design and implementation of the multi-project survey, collected all data, and oversaw research design and analysis. K.T. wrote the grant, served as PI for the multi-project survey, and secured funding from the Tokyo Foundation. Together with C.C., he coordinated all projects and contributed to the design and implementation of the survey. B.B., M.G., and A.W. contributed to the design of the survey. C.C., M.G., and Z.F. contributed to the writing of the article. The supplementary validation survey was designed and executed by A.W., B.B., and C.C. A.W. secured funding from the Canadian Institute for Advanced Research.

FUNDING STATEMENT

The main experimental survey was funded by the Tokyo Foundation for Policy under the research grant "Populism and the Future of Democracy" and the supplementary survey by the Canadian Institute for Advanced Research under grant number CF-0371-CP24-043.

CONFLICT OF INTERESTS

The authors declare no ethical issues or conflicts of interest in this research.

ETHICAL STANDARDS

The authors declare the human subjects research in this article was reviewed and approved by Dartmouth College under protocol number STUDY00032391 (for the main experimental survey) and by Columbia University under protocol number AAAU8663 (for the supplementary survey). The authors affirm that this article adheres to the principles concerning research with human participants laid out in APSA's Principles and Guidance on Human Subject Research (2020), as detailed in Supplementary Appendix C.

REFERENCES

- Abdelaaty, Lamis, and Liza G. Steele. 2022. "Explaining Attitudes toward Refugees and Immigrants in Europe." *Political Studies* 70 (1): 110–30.
- Abuza, Zachary. 2005. "The Moro Islamic Liberation Front at 20: State of the Revolution." *Studies in Conflict & Terrorism* 28 (6): 453–79.
- Adida, Claire L., David D. Laitin, and Marie-Anne Valfort. 2010. "Identifying Barriers to Muslim integration in France." *Proceedings of the National Academy of Sciences* 107 (52): 22384–90.
- Adida, Claire L., Adeline Lo, and Melina R. Platas. 2019. "Americans Preferred Syrian Refugees Who Are Female, English-Speaking, and Christian on the Eve of Donald Trump's Election." *Plos One* 14 (10): E0222504.
- An, Brian P. 2015. "The Role of Social Desirability Bias and Racial/Ethnic Composition on the Relation Between Education and attitude toward Immigration Restrictionism." *The Social Science Journal* 52 (4): 459–67.
- Aronow, Peter Michael, Joshua Kalla, Lilla Orr, and John Ternovski. 2020. "Evidence of Rising Rates of inattentiveness on Lucid in 2020." Working Paper.
- Bansak, Kirk, Jens Hainmueller, and Dominik Hangartner. 2016. "How Economic, Humanitarian, and Religious Concerns Shape European Attitudes toward Asylum Seekers." *Science* 354 (6309): 217–22.
- Bansak, Kirk, Jens Hainmueller, and Dominik Hangartner. 2023. "Europeans' Support for Refugees of Varying Background Is Stable Over Time." *Nature* 620 (7975): 849–54.
- Berg, Justin Allen. 2013. "Opposition to Pro-Immigrant Public Policy: Symbolic Racism and Group Threat." *Sociological Inquiry* 83 (1): 1–31.
- Berinsky, Adam J. 2007. "Assuming the Costs of War: Events, Elites, and American Public Support for Military Conflict." *The Journal of Politics* 69 (4): 975–97.
- Bilgen, Emine, Hanna Zagefka, R. Thora Bjornsdottir, and Yasemin Abayhan. 2023. "Are They Refugees Or Economic Migrants? The Effect of Asylum Seekers' Motivation to Migrate on Intentions to Help Them." *Journal of Applied Social Psychology* 53 (10): 996–1011.
- Billig, Michael. 1995. *Banal Nationalism*. London: Sage.
- Brader, Ted, Nicholas A. Valentino, and Elizabeth Suhay. 2008. "What Triggers Public Opposition to Immigration? Anxiety, Group Cues, and Immigration Threat." *American Journal of Political Science* 52 (4): 959–78.
- Chu, Tiffany S. 2020. "Hosting Your Enemy: Accepting Refugees from a Rival State and Respect For Human Rights." *Journal of Global Security Studies* 5 (1): 4–24.
- Clayton, Katherine, Jeremy Ferwerda, and Yusaku Horiuchi. 2021. "Exposure to Immigration and Admission Preferences: Evidence from France." *Political Behavior* 43 (1): 175–200.
- Clayton, Katherine, Yusaku Horiuchi, Aaron R. Kaufman, Gary King, and Mayya Komisarchik. 2023. "Correcting Measurement Error Bias in Conjoint Survey Experiments." Working Paper.
- Conrad, Justin, and Mark Souva. 2011. "Regime Similarity and Rivalry." *International Interactions* 37 (1): 1–28.
- Coppedge, Michael, John Gerring, Carl Henrik Knutsen, Staffan I. Lindberg, Jan Teorell, David Altman, Michael Bernhard, et al. 2020. "V-Dem [Country–Year/Country–Date] Dataset V10". Dataset. *Varieties of Democracy (V-Dem) Project*. <https://doi.org/10.23696/Vdemds20>.
- Czymara, Christian S., and Alexander W. Schmidt-Catran. 2016. "Wer Ist in Deutschland Willkommen?" *Kölner Zeitschrift Für Soziologie und Sozialpsychologie* 68 (2): 193–227.
- Daniels, Chelsea, Paul Dimaggio, G. Cristina Mora, and Hana Shepherd. 2021. "Has Pandemic Threat Stoked Xenophobia? How COVID-19 Influences California Voters' Attitudes Toward Diversity and Immigration." *Sociological Forum* 36 (4): 889–915.
- De Coninck, David. 2020. "Migrant Categorizations and European Public Opinion: Diverging Attitudes towards Immigrants and Refugees." *Journal of Ethnic and Migration Studies* 46 (9): 1667–86.
- Denney, Steven, and Christopher Green. 2021. "Who Should Be Admitted? Conjoint Analysis of South Korean Attitudes toward Immigrants." *Ethnicities* 21 (1): 120–45.
- Diehl, Paul, and Gary Goertz. 2001. *War and Peace in International Rivalry*. Ann Arbor: University of Michigan Press.
- Diehl, Paul F., Gary Goertz, and Yahve Gallegos. 2021. "Peace Data: Concept, Measurement, Patterns, and Research Agenda." *Conflict Management and Peace Science* 38 (5): 605–24.
- Donnalaja, Victoria. 2021. "British Nationals' Preferences Over Who Gets to Be a Citizen According to a Choice-Based Conjoint Experiment." *European Sociological Review* 38 (2): 202–18.
- Dreyer, David R., and William R. Thompson. 2012. *Handbook of International Rivalries, 1494–2010*. Los Angeles, CA: CQ Press.
- Elkins, Zachary, and John Sides. 2007. "Can Institutions Build Unity in Multi-Ethnic States?" *American Political Science Review* 101 (4): 693–708.
- Fibbi, Rosita, Didier Ruedin, Robin Stünzi, and Eva Zschirnt. 2022. "Hiring Discrimination on the Basis of Skin Colour?"

- A Correspondence Test in Switzerland." *Journal of Ethnic and Migration Studies* 48 (7): 1515–35.
- Findor, Andrej, Matej Hruška, Petra Jankovská, and Michaela Pobudová. 2021. "Re-Examining Public Opinion Preferences for Migrant Categorizations: 'Refugees' Are Evaluated More Negatively Than 'Migrants' and 'Foreigners' Related to Participants' Direct, Extended, and Mass-Mediated Intergroup Contact Experiences." *International Journal of Intercultural Relations* 80: 262–73.
- Findor, Andrej, Matej Hruška, Petra Jankovská, and Michaela Pobudová. 2022. "Who Should Be Given an Opportunity to Live in Slovakia? A Conjoint Experiment on Immigration Preferences." *Journal of Immigrant & Refugee Studies* 20 (1): 79–93.
- Ford, Robert, and Jonathan Mellon. 2020. "The Skills Premium and the Ethnic Premium: A Cross-National Experiment on European Attitudes to Immigrants." *Journal of Ethnic and Migration Studies* 46 (3): 512–32.
- Fraser, Nicholas A. R., and John W. Cheng. 2022. "Do Natives Prefer White Immigrants? Evidence from Japan." *Ethnic and Racial Studies* 45 (14): 2678–704.
- Fraser, Nicholas A. R., and Go Murakami. 2022. "The Role of Humanitarianism in Shaping Public Attitudes toward Refugees." *Political Psychology* 43 (2): 255–75.
- Gorodzeisky, Anastasia, and Moshe Semyonov. 2016. "Not Only Competitive Threat but Also Racial Prejudice: Sources of Anti-Immigrant Attitudes in European Societies." *International Journal of Public Opinion Research* 28 (3): 331–54.
- Graf, Sylvie, Mark Rubin, Yvette Assilamehou-Kunz, Mauro Bianchi, Andrea Carnaghi, Fabio Fasoli, Eerika Finell, et al. 2023. "Migrants, Asylum Seekers, and Refugees: Different Labels for Immigrants Influence Attitudes through Perceived Benefits in Nine Countries." *European Journal of Social Psychology* 53 (5): 970–83.
- Hadler, Markus, Lynn Chin, and Kiyoteru Tsutsui. 2021. "Conflicting and Reinforcing Identities in Expanding Europe from 1995 to 2019. Findings Revisited in An Even Larger Europe." *Innovation: The European Journal of Social Science Research* 34 (1): 3–13.
- Hager, Anselm, and Susanne Veit. 2019. "Attitudes toward Asylum Seekers: Evidence from Germany." *Public Opinion Quarterly* 83 (2): 412–22.
- Hainmueller, Jens, and Dominik Hangartner. 2013. "Who Gets a Swiss Passport? A Natural Experiment in Immigrant Discrimination." *American Political Science Review* 107 (1): 159–87.
- Hainmueller, Jens, Dominik Hangartner, and Teppei Yamamoto. 2015. "Validating Vignette and Conjoint Survey Experiments Against Real-World Behavior." *Proceedings of the National Academy of Sciences* 112 (8): 2395–400.
- Hainmueller, Jens, and Michael J. Hiscox. 2010. "Attitudes toward Highly Skilled and Low-Skilled Immigration: Evidence from a Survey Experiment." *American Political Science Review* 104 (1): 61–84.
- Hainmueller, Jens, and Daniel J. Hopkins. 2015. "The Hidden American Immigration Consensus: A Conjoint Analysis of Attitudes toward Immigrants." *American Journal of Political Science* 59 (3): 529–48.
- Harell, Allison, Stuart Soroka, Shanto Iyengar, and Nicholas Valentino. 2012. "The Impact of Economic and Cultural Cues on Support for Immigration in Canada and the United States." *Canadian Journal of Political Science/Revue Canadienne De Science Politique* 45 (3): 499–530.
- He, Qian, and Yu Xie. 2022. "The Moral Filter of Patriotic Prejudice: How Americans View Chinese in the COVID-19 Era." *Proceedings of the National Academy of Sciences* 119 (47): 1–6.
- Hedegaard, Troels Fage. 2022. "Attitudes to Climate Migrants: Results from a Conjoint Survey Experiment in Denmark." *Scandinavian Political Studies* 45 (1): 25–45.
- Hedegaard, Troels Fage, and Christian Albrekt Larsen. 2022. "The Hidden European Consensus on Migrant Selection: A Conjoint Survey Experiment in the Netherlands, Germany, Sweden, and Denmark." *Acta Politica* 58: 717–36.
- Helbling, Marc, Felix Jäger, and Richard Trauttmüller. 2022. "Muslim Bias Or Fear of Fundamentalism? A Survey Experiment in Five Western European Democracies." *Research & Politics* 9 (1): 1–6.
- Helbling, Marc, and Hanspeter Kriesi. 2014. "Why Citizens Prefer High- Over Low-Skilled Immigrants. Labor Market Competition, Welfare State, and Deservingness." *European Sociological Review* 30 (5): 595–614.
- Helbling, Marc, and Richard Trauttmüller. 2020. "What Is Islamophobia? Disentangling Citizens' Feelings toward Ethnicity, Religion and Religiosity Using a Survey Experiment." *British Journal of Political Science* 50 (3): 811–28.
- Hellwig, Timothy, and Abdulkader Sinno. 2017. "Different Groups, Different Threats: Public Attitudes towards Immigrants." *Journal of Ethnic and Migration Studies* 43 (3): 339–58.
- Hensel, Paul R., Gary Goertz, and Paul F. Diehl. 2000. "The Democratic Peace and Rivalries." *The Journal of Politics* 62 (4): 1173–88.
- Hopkins, Daniel J. 2010. "Politicized Places: Explaining Where and When Immigrants Provoke Local Opposition." *American Political Science Review* 104 (1): 40–60.
- Hopkins, Daniel J. 2015. "The Upside of Accents: Language, Inter-Group Difference, and Attitudes toward Immigration." *British Journal of Political Science* 45 (3): 531–57.
- Horiuchi, Yusaku, Zachary Markovich, and Teppei Yamamoto. 2022. "Does Conjoint Analysis Mitigate Social Desirability Bias?" *Political Analysis* 30 (4): 535–49.
- Hou, Yue, Chuyu Liu, and Charles Crabtree. 2020. "Anti-Muslim Bias in the Chinese Labor Market." *Journal of Comparative Economics* 48 (2): 235–50.
- Hufnagel, Lena Marie, Gerret Von Nordheim, and Henrik Müller. 2023. "From Partner to Rival: Changes in Media Frames of China in German Print Coverage between 2000 and 2019." *International Communication Gazette* 58 (5): 412–35.
- Igarashi, Akira. 2018. "Territorial Conflicts and Japanese Attitudes towards East Asian Countries: Natural Experiments with Foreigners' Landings on Disputed Islands." *Political Psychology* 39 (4): 977–92.
- Jackson, Joshua L., and Douglas B. Atkinson. 2019. "The Refugee of My Enemy Is My Friend: Rivalry Type and Refugee Admission." *Political Research Quarterly* 72 (1): 63–74.
- Kertzer, Joshua D. 2022. "Re-Assessing Elite-Public Gaps in Political Behavior." *American Journal of Political Science* 66 (3): 539–53.
- Klein, James P., Gary Goertz, and Paul F. Diehl. 2006. "The New Rivalry Dataset: Procedures and Patterns." *Journal of Peace Research* 43 (3): 331–48.
- Koopmans, Ruud, Susanne Veit, and Ruta Yemane. 2019. "Taste or Statistics? A Correspondence Study of Ethnic, Racial and Religious Labour Market Discrimination in Germany." *Ethnic and Racial Studies* 42 (16): 233–52.
- Lande, Anna. 2017. "Identifying African Rivals: Refining the Operationalization of Rivalry." Working Paper.
- Leeper, Thomas J., Sara B. Hobolt, and James Tilley. 2020. "Measuring Subgroup Preferences in Conjoint Experiments." *Political Analysis* 28 (2): 207–21.
- Li, Yao, and Harvey L. Nicholson. 2021. "When 'Model Minorities' Become 'Yellow Peril'—Othering and the Racialization of Asian Americans in the COVID-19 Pandemic." *Sociology Compass* 15 (2): E12849.
- Lu, Jiang. 2021. "South Africa-China Relations of Seven Decades (1949–2019): Review and Reflections." In *South Africa-China Relations: A Partnership of Paradoxes*, eds. Chris Alden and Yu-Shan Wu, 65–83. Houndmills, UK: Palgrave.
- Maoz, Zeev, and Ben D. Mor. 2002. *Bound by Struggle: The Strategic Evolution of Enduring International Rivalries*. Ann Arbor: University of Michigan Press.
- Maizland, Lindsay, and Nathanael Cheng. 2021. *The US-Japan Security Alliance*. New York: Council on Foreign Relations.
- Malhotra, Neil, Yotam Margalit, and Cecilia Hyunjung Mo. 2013. "Economic Explanations for Opposition to Immigration: Distinguishing between Prevalence and Conditional Impact." *American Journal of Political Science* 57 (2): 391–410.
- Malhotra, Neil, and Benjamin Newman. 2017. "Explaining Immigration Preferences: Disentangling Skill and Prevalence." *Research & Politics* 4 (4). <https://doi.org/10.1177/2053168017734076>.
- Mearsheimer, John J. 2021. "The Inevitable Rivalry: America, China, and the Tragedy of Great-Power Politics." *Foreign Affairs* 100: 48.

- Moise, Alexandru D., James Dennison, and Hanspeter Kriesi. 2023. "European Attitudes to Refugees after the Russian invasion of Ukraine." *West European Politics* 47 (2): 356–81.
- Moorthy, Shweta, and Robert Brathwaite. 2019. "Refugees and Rivals: The international Dynamics of Refugee Flows." *Conflict Management and Peace Science* 36 (2): 131–48.
- Mummendey, Amelie, Thomas Kessler, and Rosemarie Mielke. 1999. "Strategies to Cope with Negative Social Identity: Predictions By Social Identity Theory and Relative Deprivation Theory." *Journal of Personality and Social Psychology* 76 (2): 229–45.
- Muñoz, Jordi, Albert Falcó-Gimeno, and Enrique Hernández. 2020. "Unexpected Event During Survey Design: Promise and Pitfalls for Causal inference." *Political Analysis* 28 (2): 186–206.
- Mylonas, Harris, and Scott Radnitz. 2022. *Enemies Within: The Global Politics of Fifth Columns*. Oxford: Oxford University Press.
- Newman, Benjamin J., and Neil Malhotra. 2019. "Economic Reasoning With a Racial Hue: Is the Immigration Consensus Purely Race Neutral?" *The Journal of Politics* 81 (1): 153–66.
- Olanrewaju, John S., and Agaptus Nwozor. 2022. "Hegemonic Rivalry in a Peripheral Region: An Assessment of Nigeria–South Africa's Role in African Politics." *Insight on Africa* 14 (1): 7–23.
- Park, Cheol Hee. 2008. "Cooperation Coupled with Conflicts: Korea–Japan Relations in the Post-Cold War Era." *Asia-Pacific Review* 15 (2): 13–35.
- Phelps, Edmund S. 1972. "The Statistical Theory of Racism and Sexism." *American Economic Review* 62 (4): 659–61.
- Polavieja, Javier G., Bram Lancee, María Ramos, Susanne Veit, and Ruta Yemane. 2023. "In Your Face: A Comparative Field Experiment on Racial Discrimination in Europe." *Socio-Economic Review* 21 (3): 1551–78.
- Pratto, Felicia, Jim Sidanius, and Shana Levin. 2006. "Social Dominance Theory and Dynamics of Intergroup Relations: Taking Stock and Looking Forward." *European Review of Social Psychology* 17 (1): 271–320.
- Quillian, Lincoln, Anthony Heath, Devah Pager, Arnfinn H. Midtbøen, Fenella Fleischmann, and Ole Hexel. 2019. "Do Some Countries Discriminate More Than Others? Evidence from 97 Field Experiments of Racial Discrimination in Hiring." *Sociological Science* 6 (18): 467–96.
- Robertson, Jeffrey. 2021. "In a Changing Region, Australia's Relationship with South Korea Has Been Ignored for too Long." The Conversation, December 13.
- Robertson, Jeffrey, and Addie Gerszberg. 2021. "Australia's South Korea Problem." *Melbourne Asia Review* 5: 1–6.
- Saad, Lydia. 2019. "Majority of Americans Now Consider Russia a Critical Threat." In Gallup.
- Schenoni, Luis L., Gary Goertz, Andrew P. Owsiak, and Paul F. Diehl. 2020. "Settling Resistant Territorial Disputes: The Territorial Boundary Peace in Latin America." *International Studies Quarterly* 64 (1): 57–70.
- Staerklé, Christian, Jim Sidanius, Eva G. T. Green, and Ludwin E. Molina. 2010. "Ethnic Minority-Majority Asymmetry in National Attitudes Around the World: A Multilevel Analysis." *Political Psychology* 31 (4): 491–519.
- Steele, Liza G., Lamis Abdelaaty, and Nga Than. 2023. "Attitudes about Refugees and Immigrants Arriving in the United States: A Conjoint Experiment." *Ethnic and Racial Studies* 46 (10): 2163–91.
- Thies, Cameron G. 2005. "War, Rivalry, and State Building in Latin America." *American Journal of Political Science* 49 (3): 451–65.
- Thompson, William R. 2001. "Identifying Rivals and Rivalries in World Politics." *International Studies Quarterly* 45 (4): 557–86.
- Triguero Roura, Mireia. 2021. "Race and Nation: Examining the Determinants and Consequences of a Racialized Imagined Community." Dissertation Proposal, Department of Sociology, Columbia University.
- Turkoglu, Oguzhan. 2022. "Supporting Rebels and Hosting Refugees: Explaining the Variation in Refugee Flows in Civil Conflicts." *Journal of Peace Research* 59 (2): 136–49.
- Valentino, Nicholas A., Stuart N. Soroka, Toril Aalberg, Raymond Duch, Shanto Iyengar, Marta Fraile, Kyu S. Hahn, et al. 2019. "Economic and Cultural Drivers of Immigrant Support Worldwide." *British Journal of Political Science* 49 (4): 1201–26.
- Weiss, Akiva, and Marina Tulin. 2021. "Does Mentoring Make Immigrants More Desirable? A Conjoint Analysis." *Migration Studies* 9 (3): 808–29.
- Wimmer, Andreas, Bart Bonikowski, Charles Crabtree, Zheng Fu, Matt Golder, and Kiyoteru Tsutsui. 2024. "Replication Data for: Geo-Political Rivalry and Anti-Immigrant Sentiment: A Conjoint Experiment in 22 Countries." Harvard Dataverse. Dataset. <https://doi.org/10.7910/DVN/ZZYSIZ>.
- Wright, Matthew, Morris Levy, and Jack Citrin. 2016. "Public Attitudes toward Immigration Policy across the Legal/Illegal Divide: The Role of Categorical and Attribute-Based Decision-Making." *Political Behavior* 38 (1): 229–53.
- Wyszynski, Mia Caroline, Rita Guerra, and Kinga Bierwaczek. 2020. "Good Refugees, Bad Migrants? Intergroup Helping Orientations toward Refugees, Migrants, and Economic Migrants in Germany." *Journal of Applied Social Psychology* 50 (10): 607–18.
- Yemane, Ruta. 2020. "Cumulative Disadvantage? The Role of Race Compared to Ethnicity, Religion, and Non-White Phenotype in Explaining Hiring Discrimination in the US Labour Market." *Research in Social Stratification and Mobility* 69: 100552.